

Great Barford

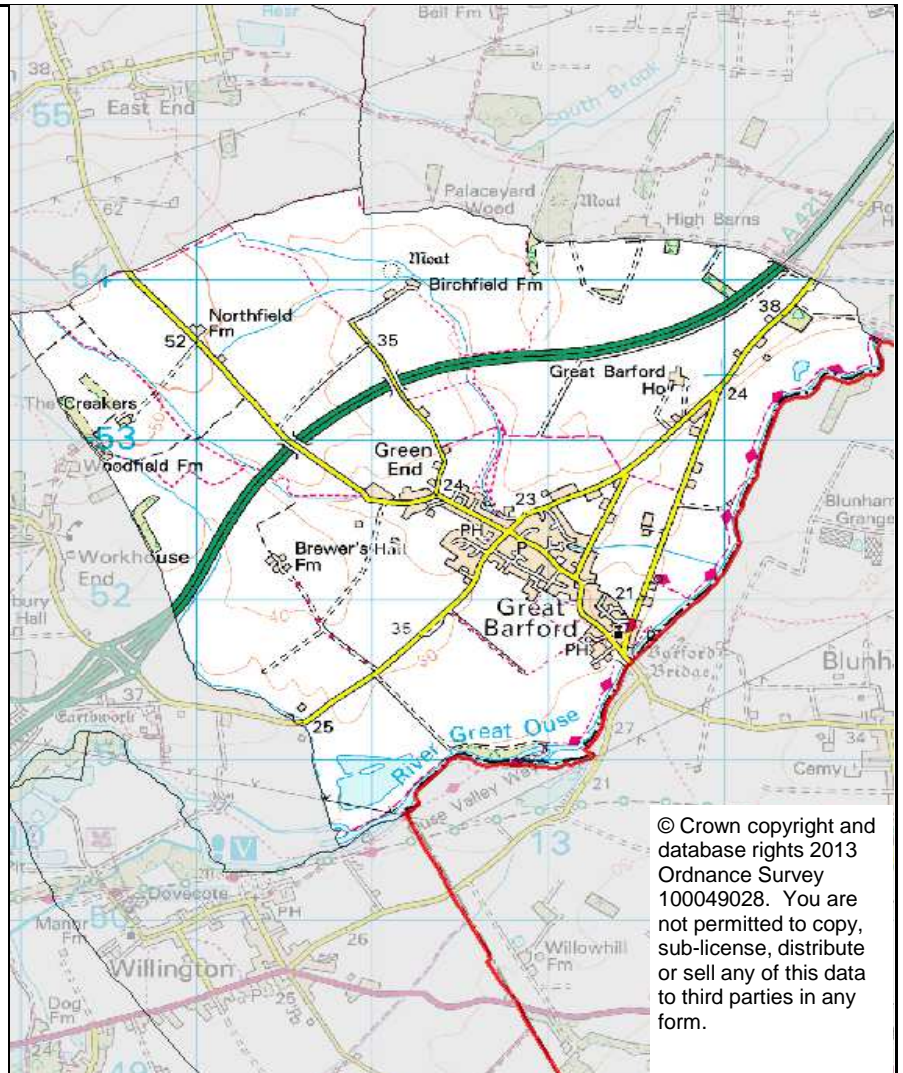
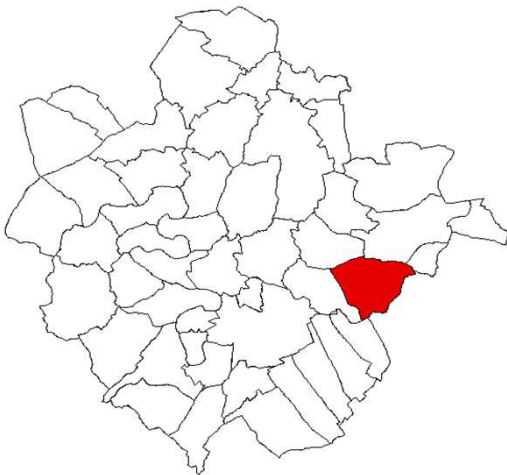
2011 Census

Parish Profile

October 2013



BEDFORD
BOROUGH COUNCIL



Population 2,003

Area (hectares) 1,162

Population Density (People/hectare) 1.7

Households 829

Dwellings 881

Located on the eastern boundary of Bedford Borough, Great Barford has a broadly similar age profile to the Borough. A broad mix of non-White British residents form 9% of the population.

Great Barford has high home ownership (80%) with 8% of households renting from social landlords and 12% renting privately. Housing is a mix of detached (46%), terraced (28%) and semi-detached (24%) dwellings, and most homes are heated by gas (81%).

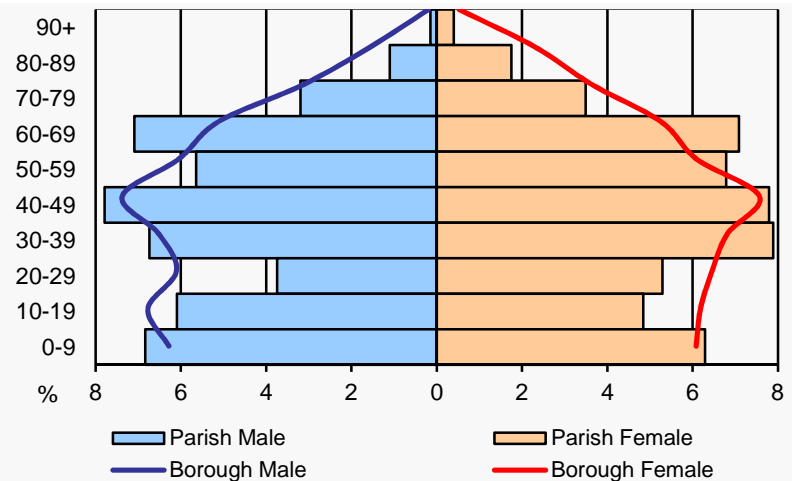
Overall economic activity levels (74%) among those aged 16-74 are high. Employment as managers, directors and in professional occupations (27%) is among the lowest of all parishes, but employment in skilled trades (13%) exceeds the rural average.

The proportion of residents aged 16+ with degree-level qualifications (30%) is below the average for all parishes, but still exceeds the Borough average, and 18% of residents have no qualifications. The health of Great Barford residents is better than the Borough average.

Only 9% of households do not have a car, 42% have 2 cars, and 13% have 3 or more. Most people travel to work by car (78%), 6% work from home, 4% commute by train, but 8% of those in employment cycle or walk to work, which is above the average for rural parishes.

Population

Age	Parish		Borough
	No.	%	%
0-4	153	7.6	6.4
5-15	265	13.2	13.7
16-17	36	1.8	2.7
18-29	209	10.4	15.1
30-39	293	14.6	13.3
40-49	312	15.6	14.9
50-64	407	20.3	18.1
65-74	210	10.5	8.1
75-84	78	3.9	5.5
85+	40	2.0	2.2
Total	2,003	100	100



Ethnicity	Parish		Borough	Parish (%)
	No.	%	%	
White British	1,820	90.9	71.5	90.9
White Other	78	3.9	9.1	3.9
Mixed/Multiple	52	2.6	3.4	2.6
Asian/Asian British	32	1.6	11.4	1.6
Black/Black British	21	1.0	3.9	1.0
Other	0	0.0	0.7	0.0

Top 3 Countries of Birth in the Parish (excl. UK)	Parish		Top 3 Main Languages in the Parish (excl. English)	Parish	
	No.	%		No.	%
Ireland	12	0.6	Chinese	14	0.7
China	11	0.5	Polish	8	0.4
South Africa	11	0.5	Italian	5	0.3

Religion or Belief	Parish		Borough	Parish (%)
	No.	%	%	
Christian	1,384	69.1	59.3	69.1
Other Religion	24	1.2	10.5	1.2
No Religion	487	24.3	23.6	24.3
Not Stated	108	5.4	6.6	5.4

Marital & Civil Partnership Status 16+	Parish		Borough	Parish (%)
	No.	%	%	
Single	390	24.6	31.9	24.6
Married	887	56.0	49.2	56.0
Civil Partnership	7	0.4	0.2	0.4
Separated/Divorced	220	13.9	12.0	13.9
Widowed	81	5.1	6.7	5.1

Housing & Households

Household Composition	Parish		Borough	Household Composition	Parish		Borough
	No.	%	%		No.	%	%
1 Person: Pensioner	84	10.1	11.9	Lone Parent: With DC	49	5.9	7.6
1 Person: Other	104	12.5	16.9	Lone Parent: No DC	24	2.9	3.4
Couple: With DC	204	24.6	20.9	Couple: Both 65+	83	10.0	8.2
Couple: No DC	243	29.3	23.5	Other	38	4.6	7.5
				All Households	829	100	100

DC (Dependent Children) = Aged 0-15 and/or aged 16-18 if in full time education

Accommodation Type	Parish		Borough	Parish (%)
	No.	%	%	
Detached	403	45.7	27.4	45.7
Semi-Detached	213	24.2	32.2	24.2
Terrace	242	27.5	21.9	27.5
Flat	22	2.5	17.6	2.5
Caravan/Mobile	1	0.1	0.9	0.1

Household Tenure	Parish		Borough	Parish (%)
	No.	%	%	
Owned	661	79.7	66.8	79.7
Social Rented	69	8.3	16.1	8.3
Private Rented	99	11.9	17.2	11.9

Central Heating	Parish		Borough	Parish (%)
	No.	%	%	
None	11	1.3	2.0	1.3
Gas	671	80.9	77.2	80.9
Electric	42	5.1	9.5	5.1
Oil	42	5.1	5.1	5.1
Solid Fuel	1	0.1	0.6	0.1
2+ Types/Other	62	7.5	5.6	7.5

Health

General Health	Parish		Borough	Disability & Unpaid Carers	Parish		Borough
	No.	%	%		No.	%	%
Very Good	1,028	51.3	46.9	Long Term Illness/Disability			
Good	707	35.3	36.0	Limited a Lot*	109	5.4	7.1
Fair	215	10.7	12.6	Limited a Little*	164	8.2	8.9
Bad	39	1.9	3.6	Unpaid Carers			
Very Bad	14	0.7	1.0	1-49 hours per week	180	9.0	8.2
				50+ hours per week	34	1.7	2.0

* = Day-to-day activities

Economic Activity

Economic Activity (16-74)	Parish		Borough	Economic Activity (16-74)	Parish		Borough
	No.	%	%		No.	%	%
Active	1,089	74.2	71.9	Inactive	378	25.8	28.1
FT Employee	647	44.1	40.4	Retired	237	16.2	12.8
PT Employee	216	14.7	13.9	Student	42	2.9	5.5
Self-Employed	169	11.5	9.5	Looking After Home	55	3.7	4.3
Unemployed	27	1.8	4.4	Sick/Disabled	29	2.0	3.3
Full-Time Student	30	2.0	3.6	Other	15	1.0	2.3

Occupation (16-74)	Parish		Borough
	No.	%	%
Managers, Directors & Senior Officials, Professional Occupations	288	27.3	29.0
Associate Professional & Technical Occupations	153	14.5	12.3
Skilled Trades	137	13.0	11.0
Administrative & Secretarial Occupations	135	12.8	11.2
Caring, Leisure & Other Services, Sales & Customer Service	185	17.5	17.2
Process, Plant & Machine Operatives, Elementary Occupations	158	15.0	19.3

Highest Level Qualification

Highest Level Qualification (16+)	Parish		Borough
	No.	%	%
Level 4+ (Degree)	473	29.8	28.1
Level 3 (A Level)	204	12.9	11.8
Apprenticeship	74	4.7	3.9
Level 1 or 2 (GCSE)	487	30.7	29.0
Other	64	4.0	6.8
No Qualifications	283	17.9	20.4

Car Ownership

Cars/Vans in Household	Parish		Borough
	No.	%	%
No Cars	78	9.4	20.6
1 Car	298	35.9	41.8
2 Cars	347	41.9	28.3
3 Cars	75	9.0	6.8
4+ Cars	31	3.7	2.6
Total Cars in Parish	1,360	-	-

Travel to Work

Method of Travel to Work (16-74)	Parish		Borough	Parish (%)
	No.	%	%	
Work At/From Home	65	6.2	5.6	6.2
Train	48	4.5	4.9	4.5
Bus/Coach/Taxi	35	3.3	4.7	3.3
Car/Motorcycle	821	77.7	69.8	77.7
Bicycle	14	1.3	3.8	1.3
Foot	65	6.2	10.6	6.2

Sources: ONS 2011 Census Tables: QS601 Economic Activity; QS606 Occupation; QS501 Highest Level of Qualification Gained; QS416 Car or Van Availability; QS701 Method of Travel to Work. ©Crown Copyright 2013.

Notes: This profile is based upon 2011 Census data from the Office for National Statistics. © Crown Copyright 2013. ONS has swapped some records to ensure that no details of any individual or household are revealed. This may affect the accuracy of the data, particularly small numbers.

Compiled by: Community Intelligence Team, Corporate Policy, Bedford Borough Council.
Contact: intelligence@bedford.gov.uk
www.bedford.gov.uk/intelligence
Tel: (01234) 228079